

Casement Sill Stop

Measuring and Ordering Casement Sill Stop-
4 easy measurements

What you will need:



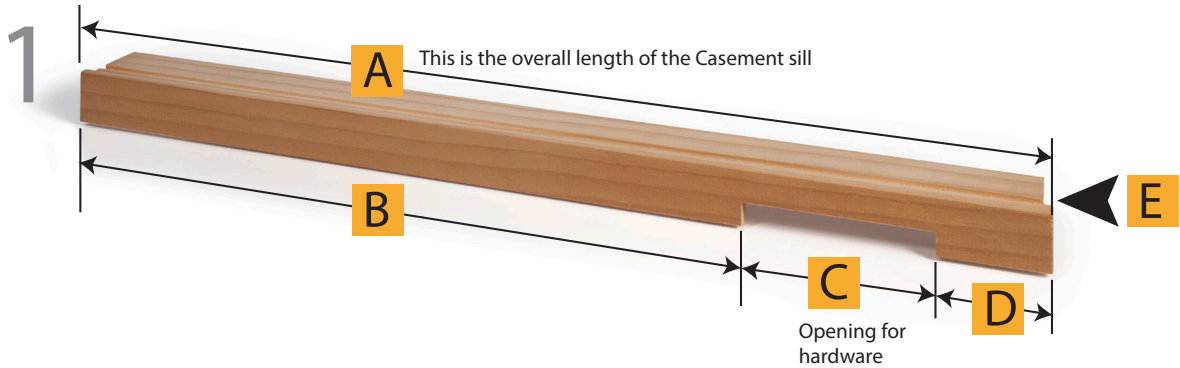
Tape measure



Paper and writing instrument
OR print out this sheet



1. First. Take a close look at your existing Casement Sill. You will need to take multiple measurements to order this part. The part will be manufactured to your exact specifications and shipped to you.



2. Provide your measurements and information

Dimension A = _____

Dimension B = _____

Dimension C = _____

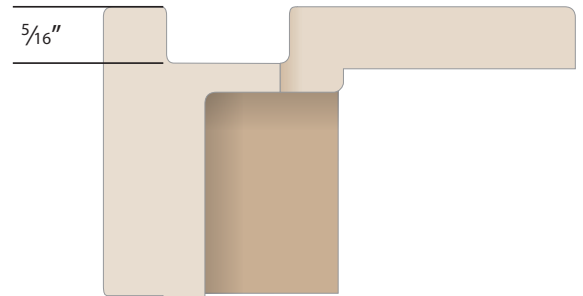
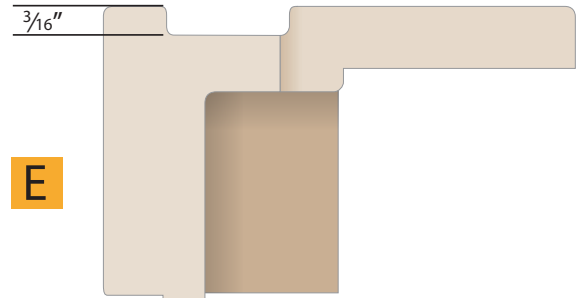
Dimension D = _____

E Is the top groove where the screen sits:

3/16" 5/16"

What hand is it:

Left Right



* Use answers from Step 3 to place your order in the Buy Parts portion of biltbestreplacementparts.com