


## Measuring and Ordering Double Hung Sash -

Note: All double hung replacement sashes are provided with glass.


### What you will need:

Tape measure Paper and writing instrument  
OR print out this sheet

To Order Your Double Hung Sash Online It Must Look Like This:



Rides in a track that has this design



Has a pin attached to side of sash




Has a hole where the pin inserts into the jamb

1. First. Determine the type of Double Hung window you are replacing.



Wood



Clad w/ Miter Joint



NOTE: If the corner is a miter joint please call for availability. A sash with a miter joint **CANNOT** be ordered online.

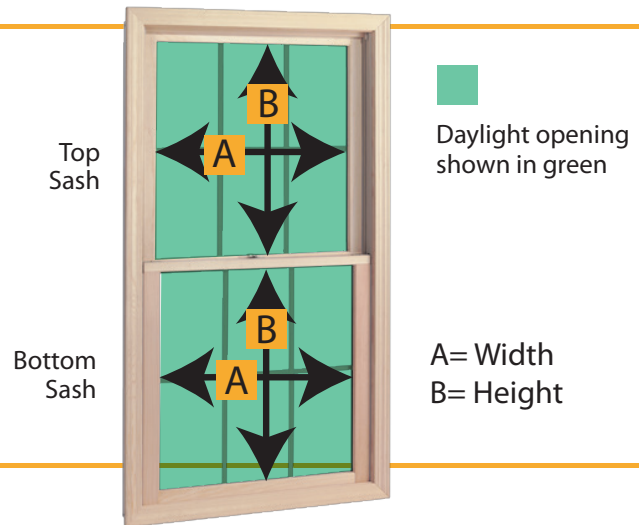


Clad w/ Butt Joint

2. Second. Measuring the window.

When ordering you will be asked to choose either top sash or bottom sash. Measure the daylight opening of the sash unit(s), this is the opening that would be cleaned when cleaning the glass.

**Do not measure the outside of the window, only the opening that receives daylight.** This area is highlighted green in the illustration.



3. Third. Provide us the info!\*

### PRODUCT:

- Wood Double Hung Sash with Standard glass
- Wood Double Hung Sash with Low-e glass
- Clad Double Hung Sash with Standard glass
- Clad Double Hung Sash with Low-e glass

### SIZE (from step 2 above):

Top Sash: A=\_\_\_\_\_ X B=\_\_\_\_\_

Bottom Sash: A=\_\_\_\_\_ X B=\_\_\_\_\_

### HOW MANY LOCKS DOES YOUR SASH HAVE?

- 1  2

### CLAD COLOR (if applicable):

- White  Bronze  Sandstone

Other-Call for price

### WE OFFER VARIOUS TYPES OF GRILLES:

Grilles sealed in the insulating glass and three sizes of SDL (Grilles permanently applied to the interior and exterior of the glass). If your window requires grilles please contact us for pricing.

\* Use answers from Step 3 to place your order in the Buy Parts portion of biltbestreplacementparts.com